

# Fontys Academy of Music and Performing Arts

## Bachelor's Degree Programme - Entrance Examination Ear Training and Theory - Correction Version

### Melodic Dictation Major:

#### Track 1


- At first, you will hear the entire dictation once
- After 20 seconds you hear bar 1 and 2 (and the first note of bar 3) three times, each time with a break of 30 seconds
- You will then hear bar 3 and 4 three times
- Finally, you hear the entire dictation one more time



### Melodic Dictation Minor:

#### Track 2

Same instructions as **Track 1**



### Rhythmic Dictation 3/4

#### Track 3

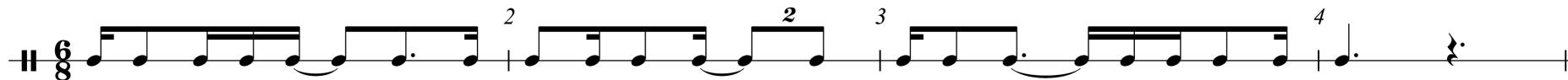
- At first, you will hear bar 1 and the first note of bar 2 three times, with 30 seconds in between
- Then, bar 2 and the first note of bar 3 three times, with 30 seconds in between
- Now, bar 3 and the first note of bar 4 three times, with 30 seconds in between
- Finally, you hear the entire dictation once more



#### Rhythmic Dictation 6/8

#### **Track 4**

Same instructions as **Track 3**



#### Intervals:

You will hear 5 intervals: each interval is played 3 times (with a break of 4 seconds in between): the first time broken, the second time unbroken and finally broken again.

- 1) Minor 6th      2) Tritonus (Aug.4/Dim.5)      3) Perfect 4th      4) Major 7th      5) Minor 3rd

#### Triads:

The same with 5 triads: choose from major, minor, augmented and diminished, in root position, first or second inversion:

- 1) Augmented      2) Minor 2nd Inv.      3) Major 1st Inv.      4) Diminished 1st Inv.      5) Minor Root Position


Basic Theory:

- Please fill in the correct accidentals of each key:


Ab Major




E minor



F dorian



Gb Major



C# Minor



- Next, fill in the correct notes of each scale, ascending and descending:

B Minor Melodic



Db Major



Eb Mixolydian



G# Harmonic



D Chromatic




- Now, fill in the correct interval:

Minor 3rd above



Perfect 5th below



Major 2nd below



Diminished 7th above




Augmented 6th above




- Finally, write the correct name of each interval ... :



1) Augmented 2nd




2) Major 10th



3) Tritonus (Dim.5th)




4) Minor 6th



5) Perfect 12th

... and triad:



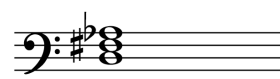
1) Diminished 1st Inv.




2) Major 1st Inv.



3) Double Diminished 1st Inv.



4) Hard Diminished



5) Minor 1st Inv. (open pos.)